



Home Office

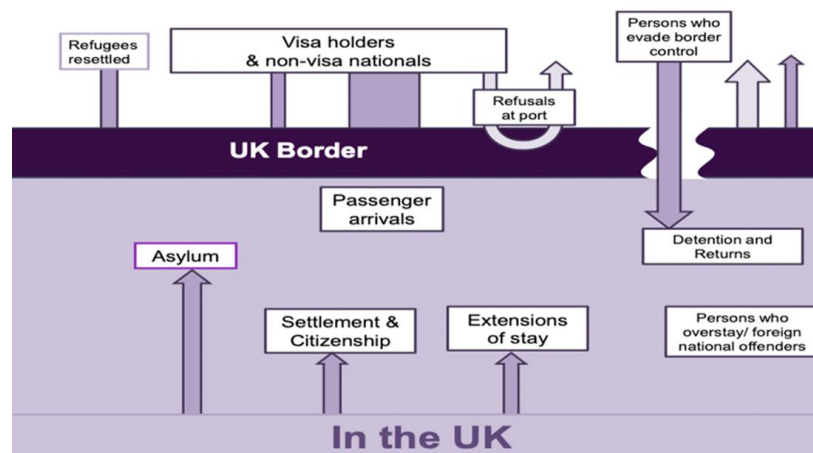
Developments in Immigration Statistics and what the new system means for data

**Dr. Bex Newell – Head of Migration Statistics
Home Office Analysis and Insight**

Migration Statistics User Forum: 04th February 2021

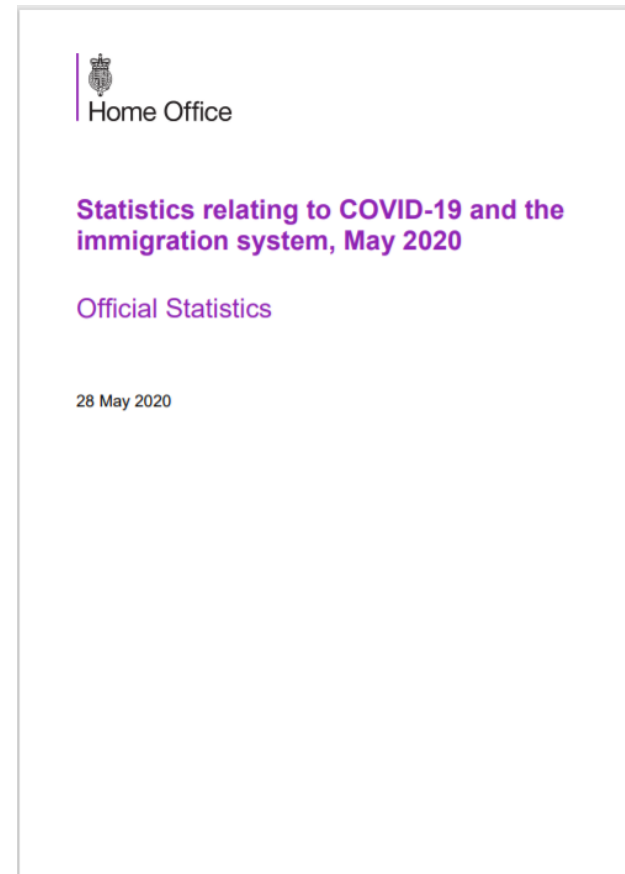
Presentation Overview

- Coronavirus and the Immigration System
- Future Borders and Immigration System (FBIS)
- Development work with ONS
- The EU Settlement Scheme
- Key Changes and Improvements



The Impact of Covid-19 on the UK Immigration System

- Following the first UK lockdown, the Home Office published an initial picture of the system wide impacts last May covering:
 - Passenger arrivals
 - Entry clearance visas
 - Extensions of leave
 - EU Settlement Scheme
 - Asylum and Resettlement
 - Immigration Detention

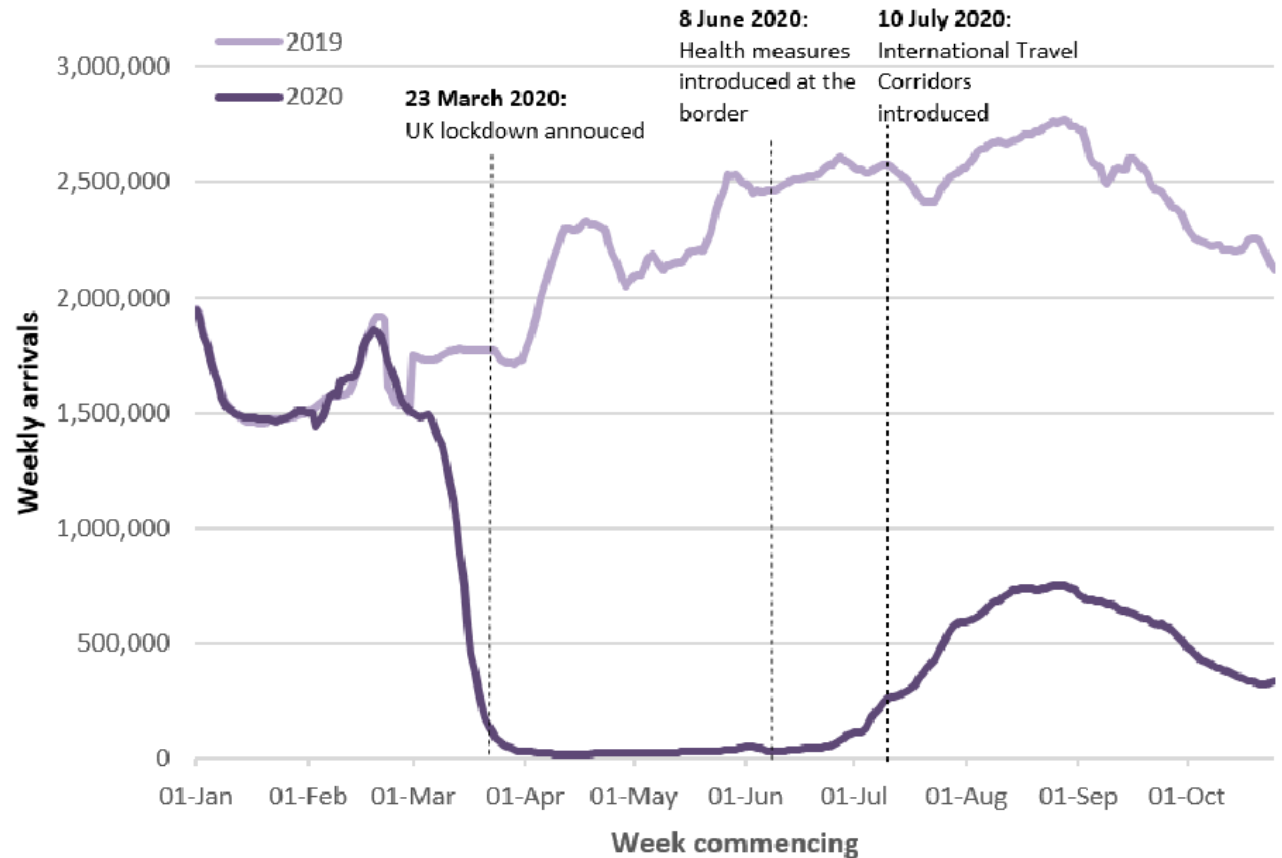


The Impact of Covid-19 on the UK Immigration System **reporting**

- Subsequent integration of Covid-19 reporting within quarterly immigration chapters
- Overall picture as of 30th Sept 2020 - numbers fell sharply across the whole immigration system in Q2 following the Covid-19 outbreak, but numbers have started to recover in Q3 for most areas but are still below normal levels
- Also publishing a separate passenger arrivals report on a quarterly basis using API data

Passenger arrivals since the Covid-19 outbreak through to 31 Oct 2020

- **1.7m** passenger arrivals (Oct 2020)
- **82% lower** than Oct 2019 (9.8m)



- Next set of publications 25th February 2021

The Future Borders & Immigration System (FBIS)

- One of the most significant changes resulting from the UK leaving the EU is the ending of free movement and the introduction of a new immigration system which will apply to all nationalities (except British and Irish citizens) who wish to come to or stay in the UK from 01 Jan 2021
- The new routes launched mark the start of a multi-year programme of change to transform the operation of the border and immigration system. The changes are being rolled out in a phased approach to ensure the smooth delivery of the new system and to allow enough time for everyone to adapt



The Future Borders & Immigration System (FBIS) - data

- What does this mean for immigration data?
 - We will continue to publish our regular quarterly immigration statistics
 - This will be expanded to include any new visa routes as they come onboard throughout 2021
 - Statistics on the numbers applying to and granted under the new Immigration system will be reported, as we do now, for individual visa categories

The Future Borders & Immigration System (FBIS) - **statistics**

- Quarterly Immigration Stats (YE Dec 2020)
 - Where routes went live between Oct and Dec 2020, data will be published on 25th February 2021
 - This includes routes relating to:
 - Students
 - Child Students
 - Skilled workers – General
 - Skilled workers - Health and Care Workers
 - Frontier workers
 - Other permit free employment
 - Intra company transfers

The **Future** Borders & Immigration System (FBIS)

- Back office systems development throughout 2021
 - Transition & integrate old casework systems with new case working systems
- Share administrative data to test and develop data matching processes across government
 - Facilitate new innovative analyses and insights of government held data
- Lots of development work this year and beyond
 - New systems, quality assessment, data matching development
 - Much richer resource in years to come
 - Better analysis of migrants and their interaction with the immigration systems
 - Deeper understanding for groups of migrants where additional data is available

Working with ONS

- Secondment Programme set up in 2020
 - Enable ONS analysts to work directly with Home Office admin data systems and data experts in house
 - Programme of development work across both departments using Home Office Exit Checks data
 - Examples of work streams include, exploring admin data to measure long term migration, data matching development, data quality development etc.

The EU Settlement Scheme (EUSS)

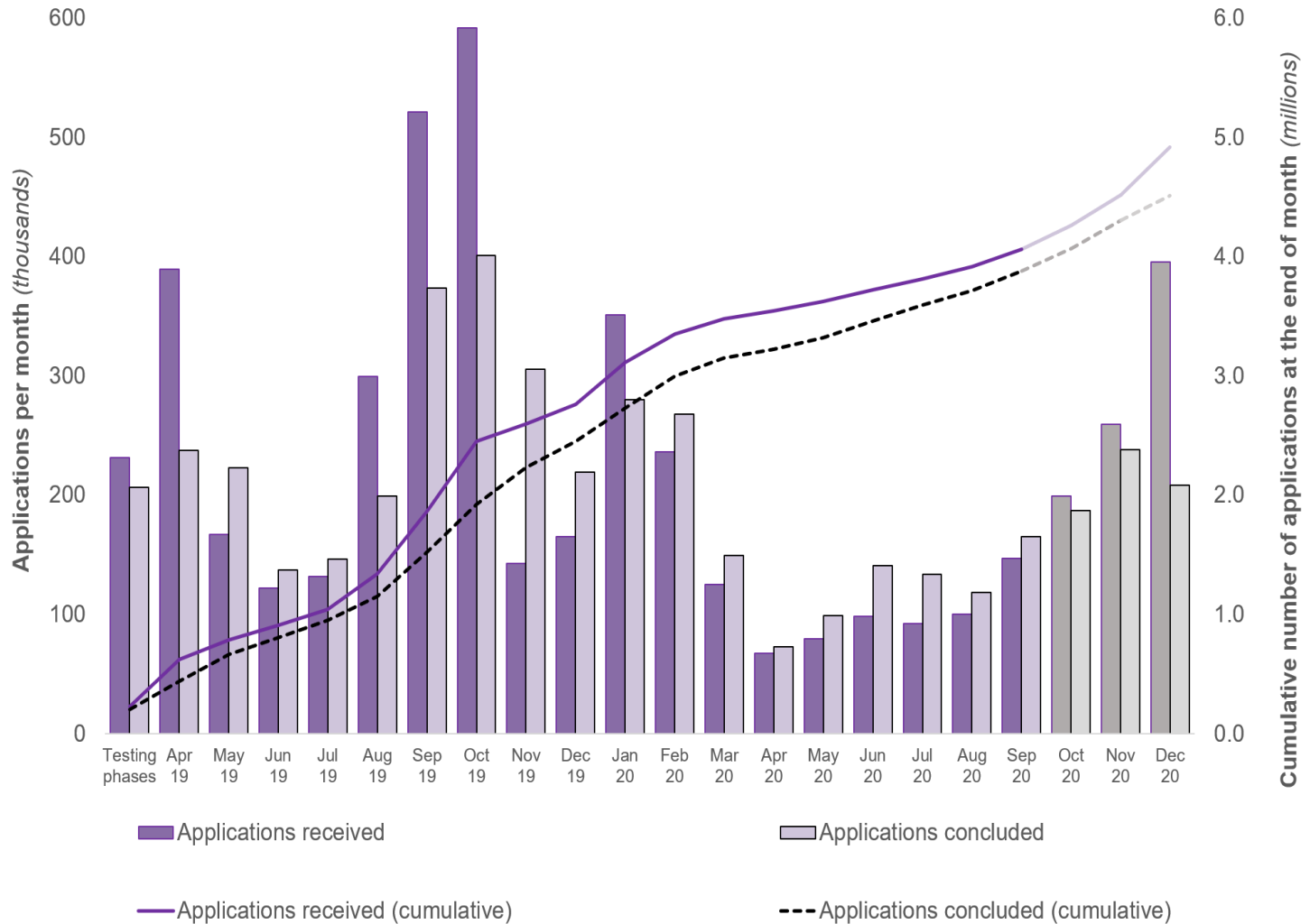
- **The EUSS Timeline**
 - Private & Public Beta testing
 - (28 Aug 2018 – 29 March 2019)
 - Live launch of the EUSS
 - (30 March 2019)
 - First monthly stats publication
 - (30 May 2019)
 - First quarterly stats publication
 - (22 Aug 2019)



The EU Settlement Scheme (EUSS) as of 31st December 2020

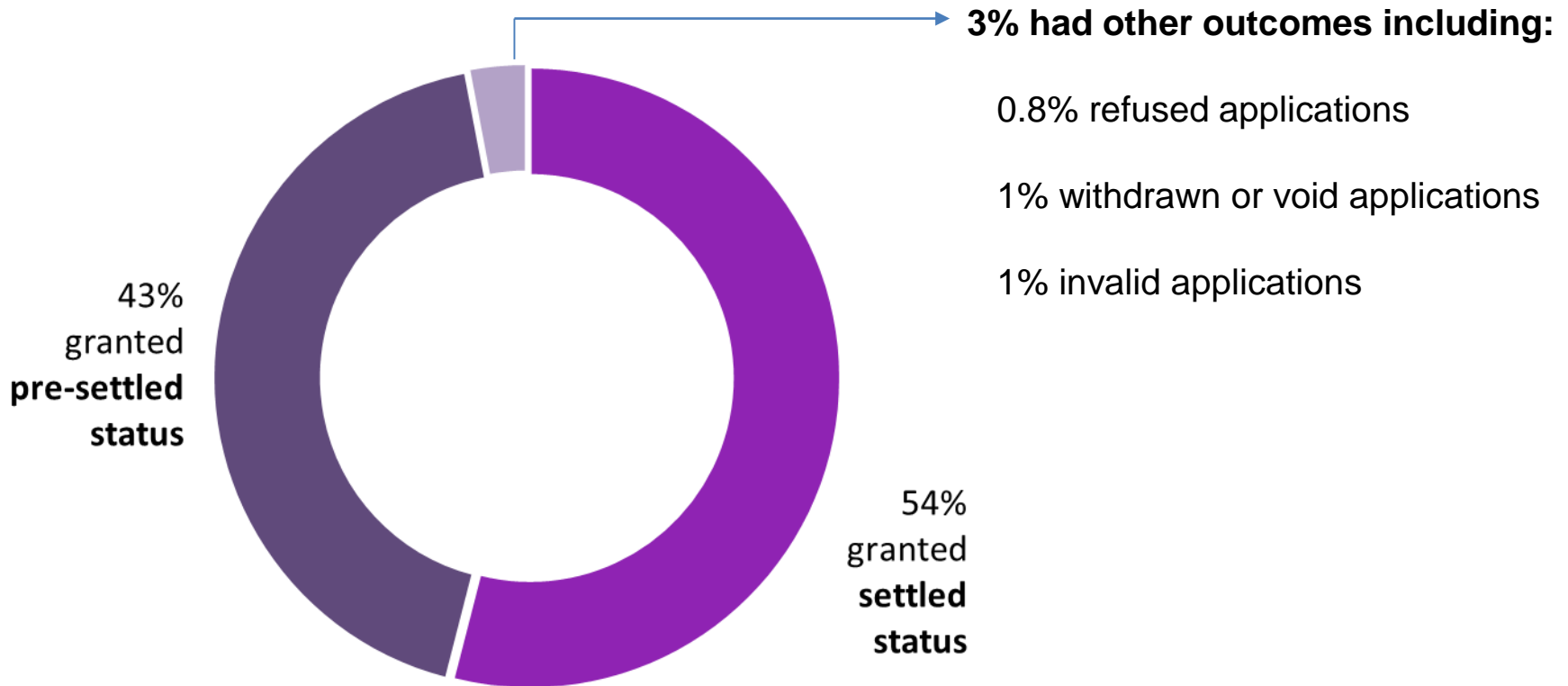
4.88 million
applications

4.49 million
concluded
applications



The EU Settlement Scheme (EUSS) as of 31st December 2020

- Of the 4.49m EUSS applications concluded



The EU Settlement Scheme (EUSS)

Detailed data

Documents



[EU Settlement Scheme quarterly statistics, September 2020](#)

HTML



[EU Settlement Scheme quarterly statistics tables, September 2020](#)

ODS, 49.5KB

This file is in an [OpenDocument](#) format

This file may not be suitable for users of assistive technology.

▶ [Request an accessible format.](#)



[EU Settlement Scheme quarterly statistics local authority tables, September 2020](#)

ODS, 122KB

This file is in an [OpenDocument](#) format

This file may not be suitable for users of assistive technology.

▶ [Request an accessible format.](#)

- **List of what is available**
- **Applications by...**
 - ✓ UK country & nationality
 - ✓ Nationality, age group & UK country
 - ✓ Nationality, region & local authority
 - ✓ Age group, region & local authority
- **Concluded applications by...**
 - ✓ Outcome type
 - ✓ Outcome type & UK country
 - ✓ Outcome type, nationality, region, age & local authority

The EU Settlement Scheme (EUSS)

New Data

- Recently data based on user feedback
 - Inclusion of paper applications (+10,000)
 - Inclusion of a derivative right to reside in the UK (4,000)
 - Local Authority children in care survey
- It is our intention to publish additional detail on repeat applicants later this year
- Upcoming publications
 - Monthly stats (up to 31st Jan) – 11th Feb
 - Quarterly stats (up to 31st Dec) – 25th Feb

Changes & Improvements in response to user feedback

Our response during the Coronavirus Pandemic

Development of EUSS Statistics

Secondment Programme for Exit Checks

- New format data tables
 - summary tables of the key statistics
 - detailed datasets combining previous tables into one with additional variables (e.g. nationality, sex, age etc.)
- Migrant Journey data including age and sex
- Accessibility compliance across all publications